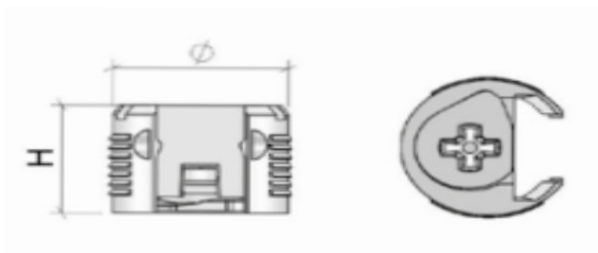




SUPPORTO AD ESPANSIONE Ø18/20



Ø	H	SPES
18	13	16
18	14,2	18/19
18	17	23
18	18,4	26
18	20	28/30
20	14	18/19
20	17,6	26
20	20,3	28/30

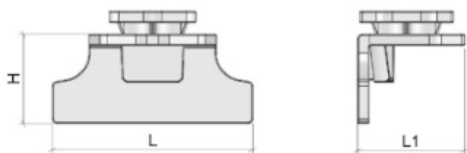


MATERIALE: ZAMA + PLASTICA
FINITURA: BIANCO+GREZZO

SUPPORTO AD ESPANSIONE Ø18/20



L	L1	H
20	42	23



MATERIALE: PLASTICA
FINITURA: NERO



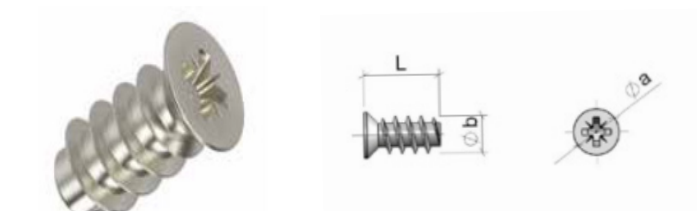
STAFFA STANDARD



L1	L2	i	SPES
22	20	8	16
22	20	9	18/19
22	20	11,5	23
22	20	13	26
22	20	14,5	28/30

MATERIALE: FERRO
 FINITURA: ZINCATO; NERO; NICHELATO

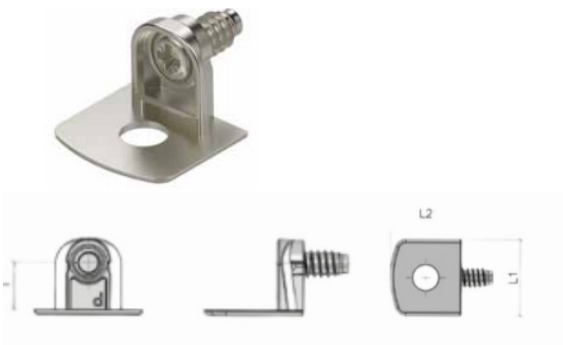
EUROVITE



Ø	Øa	Øb	L
5	7,8	6,3	11
5	7,8	6,3	13
3	7,8	4	11

MATERIALE: FERRO
 FINITURA: ZINCATO; ZINCATO NICHEL NERO; NICHELATO

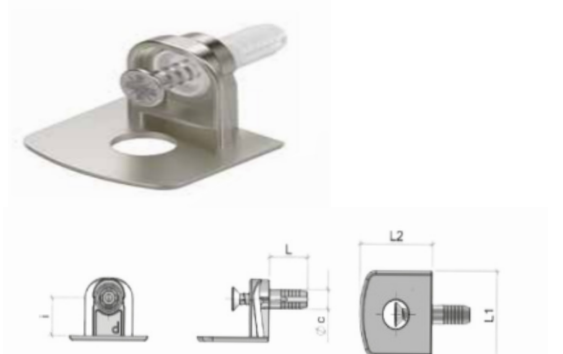
STAFFA ANCHOR CON EUROVITE PREMONTATA



Ø	L1	L2	i	SPES
5	22	20	9	18/19

MATERIALE: ZAMA
 FINITURA: NERO; NICHELATO

STAFFA ANCHOR CON BUSSOLA



Ø	Øa	L	L1	L2	i	SPES
5	4,8	7,5	22	20	8	16
5	4,8	7,5	22	20	8	18/19
5	4,8	10,5	22	20	8	16
5	4,8	10,5	22	20	8	18/19

MATERIALE: ZAMA
 FINITURA: NERO; NICHELATO